

Alpha Bench Spotter Plate


SPECS

MATERIAL	1/4" Steel plate
HEIGHT	9" Off Ground
WIDTH	12"
DEPTH	15"
WEIGHT	10 LBS
FOOT PRINT	9" x 12" x 15"
MADE IN USA	YES




The Alpha Bench ladder is on the back of the pad instead of the frame, which leaves the frame open to bolt on a low-profile spotter plate. The Alpha Bench comes with pre-drilled spotter plate holes so you can add it after purchasing the bench if you decide to.


FEATURES



Bolt On Spotter Plate



Standing



12" x 15"